



Living' With Parkinson's Disease.

And Tryin' To Make Wooden Toys For Kids.

I like many people when something came along to ail me, went off to the Quack to see what it was and how to get rid of it. When I was finally diagnosed with PD and had the answers as to why I was now what I was, I came home and tried to convince me self and those around me that no one knew what they were talkin' about and I'd wake up one mornin' and it would be all gone. It was a long time before I got back into me workshop to wreck some perfectly good timber, the floor of the workshop was in a mess and shufflin' around the place I knew that in a short time I would eventually end up base over apex, so I decided to clean it up.

Me Ipod was screamin' it's head off playin' me favourite Aussie country music truckin' songs and me big metal scrap timber box was close to over flownin' with timber that I had stuffed up. I picked up some drill press hole saw rounds that had come from a paint dryin' stand I had made and I saw them as bein' ideal wheels for a toy truck. Me now clean workshop floor was soon littered with wood again from me scrap box as I checked out pieces of wood that I might be able to make a truck from. With a pencil in me tremorin' hand I drew lines over scraps of timber and before long I had sittin' on me work bench what was goin' to be a B-Double truck.  The drill press rounds were only 28mm in diam and the truck wasn't goin' to be big, as I had managed reasonably well buildin' me racin' cars I was keen to get building this new idea.


Drawin' up a pencil paper plan isn't that easy these days so I spent a few days on me computer convincin' me drawing program what it was that I had inside me head. I'm darn hopeless at workin' out some sort of scale and measurements so with some side view line drawin's done me B-Double would be built around the 28mm little wheels based on **'If It Looked Good It Would Do'**. Before I started buildin' I decided that I'd build the different jigs I'd need to use with me power tools, the first being a sled for me table saw. Usin' power tools that I struggled with to build jigs to use with them to keep me safe was a bit of a challenge and after stuffin' up good timber I managed to get a pretty accurate table saw sled built. It's pretty basic at present, I have some ideas in mind to add some attachments to it that will help me even more, currently me many wood clamps and trusty gaffer tape keep me outa trouble.



Makin' me little wheels are done usin' me drill press and hole saw attachments and with the aid of an el-cheapo old table saw motor with a drill chuck attached I can do the sandin' on me little wheels. I'm currently tryin' to put together a thread on the wood working forum I belong to show those in there how I built me B-Double Unit, currently I'm havin' a bit of a problem with some progressive PD problems with me right hand crampin' up and makin' things a little difficult a long with some other issues so me thread is very slow hence I workin' on this web page. When I do hopefully get me current issues sorted out I will post here a more detailed account of me B-Double truck build.



These below images are what I managed to build, it took ages to achieve and I'm pretty darn proud of it, its not to scale and I built it along the lines that if it looked good then it would do. The paint job is pretty rough as some of it was done by hand and some from part tins of spray can paint that I'd used around the place in the past. It's me prototype so I'll keep it as a reference when I make other trucks, I've kept the truck and trailers pretty basic and if I keep the paintin' pretty simple a kid will be able to use their imagination as to how they'll play with it.



The overall length of the B-Double without the Dolly attached is approximately 585mm, height is 100mm approximately and width approximately 58mm. On the opposite side of the tractor unit I have put round fuel tanks while on this side oblong tanks so I could decide which ones I liked best. Like I say in time after I finish me build in the wooden toy forum I'll do up a file for here showin' how I built it and the tools I used.

I don't wish to sound mean but none of me creations will I sell and I wont take any orders because what I do takes so much time and can only be done when me body allows. It is me intention to give away me creations to kids of those strugglin' families who work on farms in our States West. So for now it's a case of doin' what I can do when I can do it, I'd I love to be able to create better and more detailed toys but I have come to the conclusion that I should **'Keep It Simple Stupid'** and let a kids imagination run wild.



Take Care, Stay Safe and Travel Safe.

Hooroo

Key (The WIZARD of OZZ).

2017